

# Sydney



# Summer Slam '24

presented by

JINDY  
DISC GOLF  
SHOP



16 March 2024 • Newington Armory

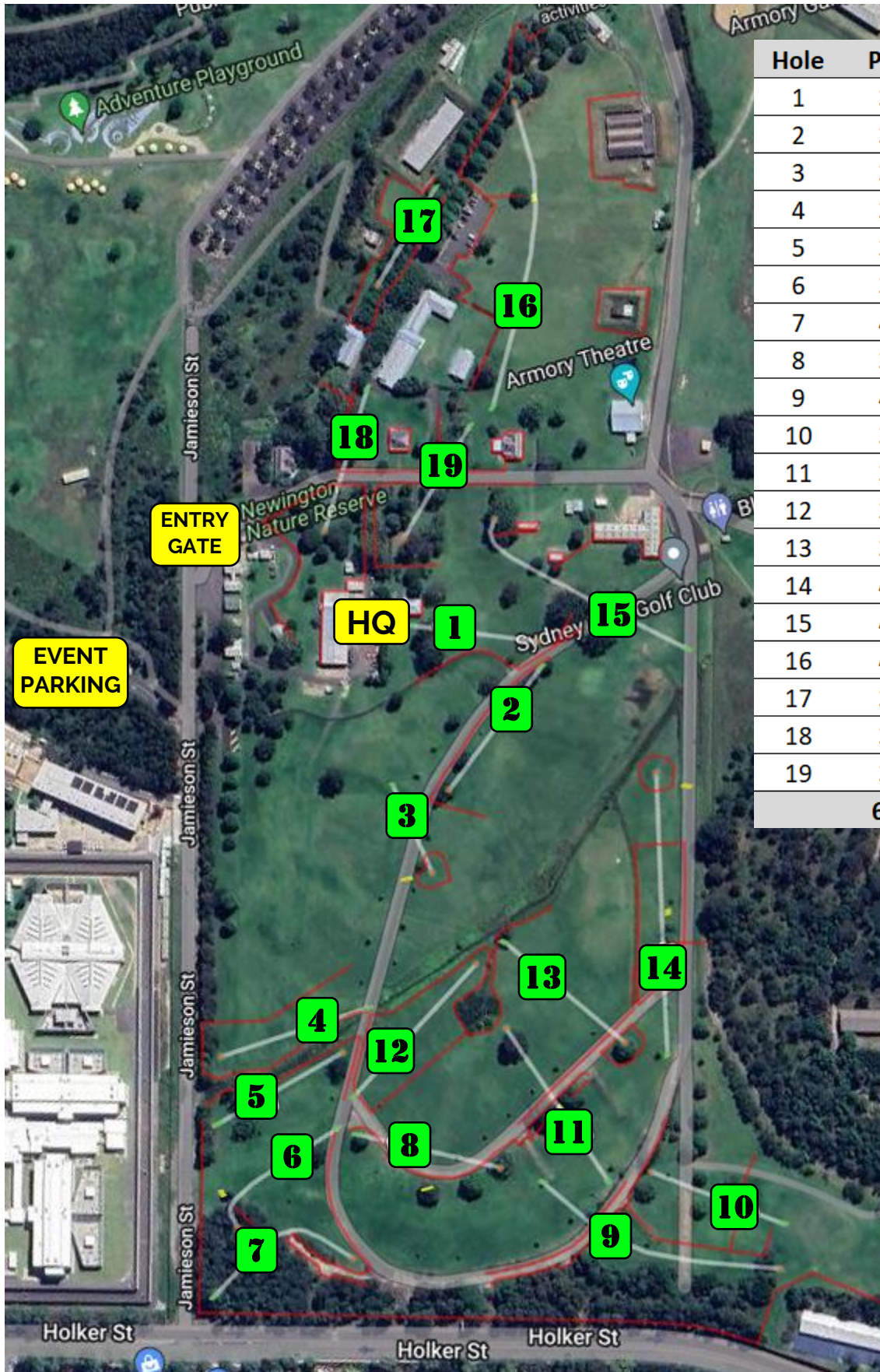






## COURSE MAP

<https://discgolfmetrix.com/?u=map&ID=37398>



Hole	Par	Length
1	3	83
2	3	98
3	3	61
4	3	98
5	3	92
6	3	105
7	4	118
8	3	93
9	4	170
10	3	91
11	3	117
12	3	115
13	3	101
14	4	180
15	4	162
16	4	201
17	3	72
18	3	95
19	3	83
62		2135





## Hole 1

## Par 3

## 83 m



### BOLTER

Short downhill hole, great for the ace run, but don't get too greedy or you may end up OB.

**OB** – Edge of road on right side and looping round behind the basket. Normal OB rules apply.

SPONSORED BY







# Sydney Summer Slam '24

PRESENTED BY JINDY DISC GOLF SHOP  
Saturday 16 March 2024

JINDY  
DISC GOLF  
SHOP



**Hole 2**

**Par 3**

**98 m**



## NO MAN'S LAND

Try to stay out of the hazard between the tee and the road. Play it safe down to the left or attack if the conditions are right.

**OB** -Road and everything to the right is OB. Also a painted line marking OB behind the basket (before the drain). Normal OB rules apply.

SPONSORED BY

# JINDY DISC GOLF SHOP



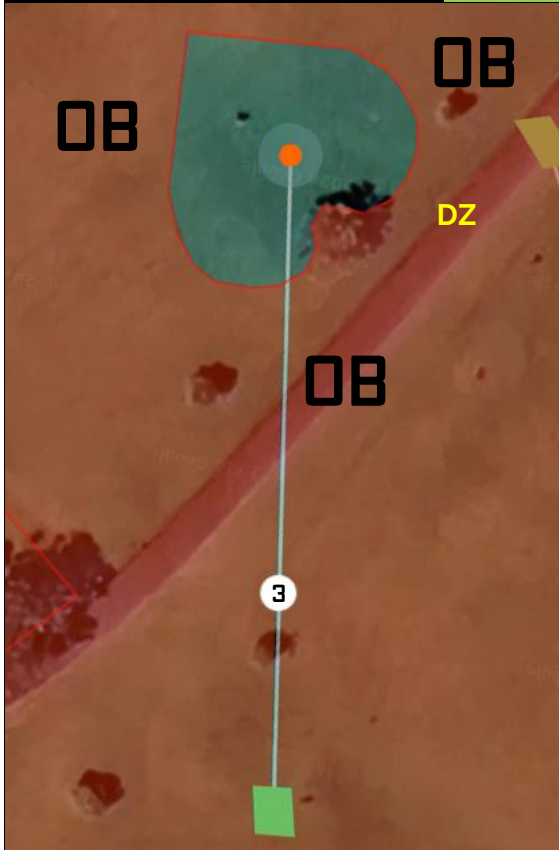




## Hole 3

## Par 3

## 61 m



**CTP**  
ALL PLAYERS  
ROUND 1 & 2

### SNIPER'S NEST

Down hill to an island with an **elevated basket**. Beware the tree on the right and short of the island – it loves to collect discs. If you're lucky you may drop in bounds, but don't count on it.

**OB** – all ground except for the marked island around the basket. All OB off the tee progresses to the drop zone on the road near the island. Normal OB rules apply once you have landed safely on the island, i.e., OB throw from the drop zone does not progress and you must throw from drop zone again with penalty.



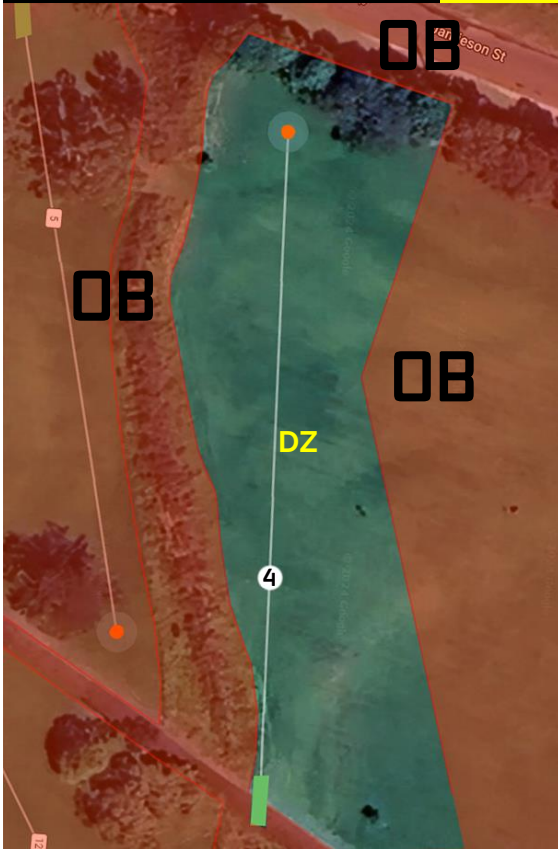




**Hole 4**

**Par 3**

**98 m**



## BALLISTIC

Wide open and attackable from either side or go the direct route. OB on either side will punish any errant shots.

**OB** – long grass (not mowed) down left side (including over the creek) with a painted line closer to basket. Fence behind the basket. Painted line on the right side (extends to infinity).

JINDY  
DISC GOLF  
SHOP







**Hole 5**

**Par 3**

**92 m**



## UP TYPHA CREEK

Watch the low limbs on the tree directly in front. Take care not to go left or long.

**OB** – long grass (not mowed) down left side (including over the creek) and road beyond the basket. Painted line marks OB down the left side closer to the basket.

SPONSORED BY







**Hole 6**

**Par 3**

**105 m**



## JAIL BREAK

Wide open fairway with tight entry to the green. Leave it short to the left and you'll be scrambling for bogie.

**MANDO** – stay to the right of the mando tree on the edge of circle 1. Drop zone next to lone tree. Mando line marked by tape.

**OB** – over the fence long of the fairway.

JINDY  
DISC GOLF  
SHOP







**Hole 7**

**Par 4**

**118 m**



## HARD TO STARBOARD

Short but potentially frustrating hole. Aim for the 3 metre gap through the woods to make the wide open area. Follow up with a touchy up-shot to a basket with a slope on 3 sides surrounded by OB. The basket is reachable from the tee via the direct route, but a lot of luck is required.

**OB** – over any fence and all roads. Normal OB rules apply.

SPONSORED BY








**Hole 8**

**Par 3**

**93 m**



## PINCER MOVEMENT

Throwing across OB all the way to the basket. If you don't have the power to reach the basket, there is a safe route out to the right.

**OB** – Road and grassed area to the left. All OB shots from the tee proceed with penalty to the drop zone. Normal OB rules apply for all other shots.

SPONSORED BY

JINDY  
DISC GOLF  
SHOP







## RELIEF ON HOLES 9 & 10

On holes 9 and 10, there are a number of piles of sand and mulch on the road and near the hole 9 basket. If your disc lands on one of these piles, play the disc as it lies (no relief).



Also on holes 9 & 10 you may find some other equipment including a skip bin, temporary fencing, sandstone blocks, a Bobcat and construction equipment. If any of this (artificial) equipment interferes with your lie, you may take casual relief without penalty, directly back on your line of play to the **nearest safe location**.



If there is any doubt, play a provisional disc covering both options (relief and no relief), take a photo of both lies and check with the TD after the round.





## Hole 9

## Par 4

## 170 m



### MINEFIELD

Tight gap through the trees before a fairway that narrows as you get closer to the basket. Some may consider the sneaky left side route out over the OB, but huge penalty if you get it wrong. Use a spotter to ensure the landing area is clear and nobody on the road.

**OB** – road in front of tee and the fence running down the right side. On the left side after the road, there is a painted line running across the top of the bunker and then a straight line from the end of the bunker to the tree in front of the basket. Second road (usually covered in mulch) closer to the basket is safe.







# Sydney Summer Slam '24

PRESENTED BY JINDY DISC GOLF SHOP  
Saturday 16 March 2024


JINDY  
DISC GOLF  
SHOP



## Hole 10

## Par 3

## 91 m



### PINPOINT ACCURACY

Shoot the gap between the trees and try to get as close to the **elevated basket** as you dare. Go long and you risk rolling down the hill and OB.

**DOUBLE MANDO** – you must pass between the 2 mando trees. If you miss, drop zone is between the trees.

**OB** – shared OB line from the previous hole down the left side. The road behind the basket (and beyond) is also OB. However, the road and pedestrian path before the basket are safe.

SPONSORED BY

# JINDY DISC GOLF SHOP







**Hole 11**

**Par 3**

**117 m**



## MANDO MAYHEM

An extended version of this rewarding hole with a gap to hit between the two large trees. Hit the foliage of either of these trees and you risk dropping onto the OB road.

**DOUBLE MANDO** – you must pass between the 2 large gum trees. Drop zone between the 2 large trees.

**OB** – road just past the mandos and long grass behind the basket.

SPONSORED BY







# Sydney Summer Slam '24

PRESENTED BY JINDY DISC GOLF SHOP  
Saturday 16 March 2024

JINDY  
DISC GOLF  
SHOP



## Hole 12

## Par 3

## 115 m



### OUTFLANKED

A long and open par 3 with OB creek either side tightening close to the basket. Take extra care and use a spotter if you are concerned about going OB. If the headwind is blowing, good luck.

**OB** – the edge of the road down the left side and then the edge of the long grass next to the creek. Painted line marking OB closer to the basket looping around the edge of the short trees. Note also the OB line on the right near the tee – can come into play if you take the wide hyzer line.

SPONSORED BY

# JINDY DISC GOLF SHOP







## Hole 13

## Par 3

## 101 m



### HEAVILY ARMoured

Basket is situated under a tree with low hanging branches. OB road is 90-95 metres from the tee, so you'll need to decide if you're going for the green or laying up short.

**OB** – edge of deep grass on left and then road just before the green. Painted OB line wraps around the basket. Normal OB rules apply.

SPONSORED BY



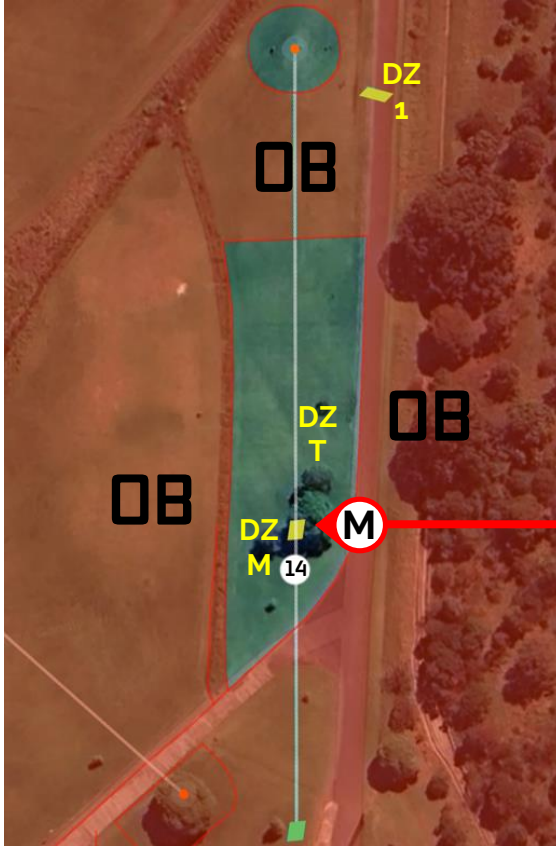




## Hole 14

## Par 4

## 180 m



### BOMBS AWAY

Longer than usual and now with only 2 islands. The first island extends to within 50 metres from the basket. Hit one of the early trees and you'll have to decide if you're going for the final island or laying up at the end of the first island.

**MANDO** – you must pass to the left of the single mando tree. If you miss it, proceed to Drop Zone 'M' next to the mando tree.

**OB** – teeing from an OB area with 2 islands surrounded by OB. Any OB shots from the tee proceeds with penalty to Drop Zone 'T', leaving you an 86 metre third shot to an island green.

First island defined by road, edge of long grass down left side & painted line with flags at the end. If you throw from the first island & land OB, you proceed with penalty to Drop Zone '1' on the road.

The second island, a 11 metre diameter circle surrounding the basket & marked by painted line with flags.

# JINDY DISC GOLF SHOP







## Hole 15

## Par 4

## 162 m



### DEFUSED

Navigate the 3 mandos to make your way up the hill. You want to finish left from the tee shot, then a hard finish to the right to attack the basket. If conditions are good, a roller can be highly rewarding.

**TRIPLE MANDO** – Stay right of the large gum tree on left side just after the road. Then you must stay left of the first paperbark tree on the right side (next to the shed) and then the thin gum left of the final shed. Drop zones are located next to each mando tree.

**OB** – road behind the basket and everything beyond. Road between tee & basket is safe (not OB).

SPONSORED BY







## Hole 16

## Par 4

## 201 m



### BOMBING RANGE

Wide open tee shot where the long arms can unleash or show off with a roller. Make sure you give yourself plenty of room to navigate your upshot around the mando and don't push too far past the basket as there is OB long at edge of circle. Please use a spotter when throwing to the basket as it is over the crest of the hill and walkers can be on the old road near the basket.

**MANDO** – Stay right of the lone tree on top of the hill. Edge of mando is a vertical line above main trunk of tree (group call) and then extends to the left along the far edge of the concrete fence foundation (marked by flags). Drop zone located to the right of the mando tree.

**OB** – over fence on left side and then bitumen road and carpark. On the right side, long grass surrounding the bunkers (if no painted line), the building and edge of concrete at railway line. Behind the basket, the far edge of the path marked by flags.

SPONSORED BY

# JINDY DISC GOLF SHOP







**Hole 17**

**Par 3**

**72 m**



## WESTERN FRONT

A low ceiling hole with trees down the left side and the **elevated basket** is up on a mound so beware of roll aways. There is a gap out to the right side flying over the OB bunker and fence, but beware the trees as they hang over the OB line.

**OB** – edge of road on the left side denotes OB line. Concrete path long and then fence down right side to a painted line surrounding the bunkers and long grass out to the far right side.

SPONSORED BY








## Hole 18

## Par 3

## 95 m



### THE AVENUE

An avenue of trees either side of the direct line to the basket. Forehand line also an option or lay up to the left before the road if you want to play it safe. Use a spotter to check for vehicles or pedestrians coming up the road on the right side.

**MANDO** – Stay left of the first tree on the right (protecting the house). If you miss the mando, re-tee with penalty.

**OB** – all roads and buildings are OB. The area across the road on the right side is OB and the area across the road near hole 14 basket is also OB. Note the paved drain next to the road on the right is safe – the OB line is the bitumen road. Normal OB rules apply.

SPONSORED BY

# JINDY DISC GOLF SHOP









**Hole 19**

**Par 3**

**83 m**



## HARDENED DEFENCES

A few different routes off the tee, besides the obvious straight down the tunnel. Hit a tree though and there's a good chance you're going OB. Beware the sign pole.

**OB** – all roads are OB. The area across the road on the right side is OB and the area across the road near hole 15 basket is also OB. Paths either side of basket are safe.

SPONSORED BY







## PARKING

- No parking is available inside the Armory gate.
- Free all day parking is available in the car park across the road from the main gate. After turning onto Jamieson Street from Holker Street, turn left after 400 metres into the car park.
- The car park located next to the main gate is 2 hour limited parking and is regularly patrolled by the rangers.

## ACE POT \$380

The **first person to score an ace** on the day will win \$380 cash. If no aces scored during either round, the prize will be split (\$190 each) between the closest to the pin (CTP) on hole 3 during round 1 & 2.

## OUT OF BOUNDS

Refer to hole notes. If not otherwise stated, normal OB rules apply.

All unmowed/long grass on either side of the creek is OB (if not painted). All roads and buildings unless stated otherwise are OB.

If you land on the edge of the road and there is a piece of live grass touching your disc that connects to in-bounds, you are in-bounds. Fallen leaves do not count.

## CIRCLE ONE

A 10 metre long rope can be found at the base of each basket so you can check if you are inside the circle before putting.

## SCORING



**ALL** players on each card must score using PDGA web app or paper scorecards will be available if you don't have app access:

<https://www.pdga.com/score> [Password: **slam2024**]

## CONTACT

Any questions or issues before or during the event, please contact the Tournament Director, Mat Wallis on 0412 346 520 or message Sydney Disc Golf Club on Facebook.





# Sydney Summer Slam '24

PRESENTED BY JINDY DISC GOLF SHOP

*Saturday 16 March 2024*

JINDY  
DISC GOLF  
SHOP



## SCHEDULE

### Saturday 16<sup>th</sup> March

- 6:30 Gates open – course available for practice
- 8:30 Player registration
- 8:45 Mandatory players meeting
- 9:10 **ROUND 1** commences (approx.)
- 12:00 Round 2 finishes (approx.)  
Lunch break (bring your own)  
Drinks available for purchase from Event HQ
- 13:00 Player's meeting at Event HQ
- 13:15 **ROUND 2** commences
- 15:45 Round 2 finishes (approx.)
- 16:00 Playoffs followed by Awards Presentation
- 16:30 Wrap Up

## FEE BREAKDOWN

Here's a brief break-down of where each player's entry fees are going:

- ADG event fee \$7
- Site hire (SOPA) \$3
- Winner Trophies \$4
- Fruit & drink \$5
- PDGA event fee \$1
- Ace Pot \$5
- Prizes \$10
- Consumables \$5



# THANKS TO OUR EVENT SPONSOR

## JINDY DISC GOLF SHOP



Also a huge thanks to members of  
Sydney Disc Golf Club who assisted  
with setup of the course and running